



# FOLLOWING THE FUNDING: NUTRITION FOR GROWTH

## Background

The Nutrition for Growth (N4G) Summit in London in June 2013 was a turning point for nutrition financing. Heads of State from countries with high burdens of malnutrition and donor countries gathered with philanthropic leaders and the private sector. The governments of 15 high-burden countries pledged to increase the allocation for nutrition in their domestic budgets to accelerate progress, and 12 of them announced specific national-level stunting reduction targets. Donor governments and private philanthropies pledged to spend US\$4.15 billion on nutrition-specific interventions and more than \$19 billion for nutrition-sensitive sectors between 2013 and 2020. Private sector partners were mobilized to make commitments to the health of their workforces and to scale up nutrition-related research, innovation, and technology. The nutrition community mobilized behind the creation of the annual Global Nutrition Report, which provides an update on process and resources for nutrition.

However, many of the pledges made at the London Summit are set to expire by 2020, and the world risks jeopardising the progress made so far if global donors, governments, private sector, and civil society do not refocus and renew their pledges for 2021 and beyond. In 2017, Japanese Prime Minister Shinzo Abe committed to host the next N4G summit in Japan in 2020. The Tokyo Nutrition for Growth Summit 2020 will take place in December, preceded by a “springboard” event on the eve of the Olympic opening ceremony. Ambitious Tokyo 2020 commitments can accelerate progress toward WHA and SDG nutrition targets. A failure to act will compound gender inequalities; undermine investments in education, health, and economic development; and mean we will not reach the most vulnerable.

## About this Report

In 2014, the ACTION Global Health Advocacy Partnership developed a scorecard rating the ambition of the commitments made by governments and institutions for the first Nutrition for Growth Summit. ACTION regularly updated the scorecard, adding sections to track disbursements from 2013 onwards. ACTION also added philanthropic donors, given their important role. While the Global Nutrition Report has become the gold standard for tracking disbursements for nutrition-specific and nutrition-sensitive funding, the ACTION scorecard remains a helpful, complementary tool used by civil society to brief government officials and support accountability. ACTION's Following the Funding scorecard remains the only resource of its kind for civil society to comment on progress toward N4G commitments and make clear recommendations for donors.




























The end of the current N4G cycle marks a critical moment and is an opportunity to take stock of the progress since 2013. It is also the right time to consider that renewed focus on nutrition — and ambitious and well-targeted financial commitments in 2020 — can accelerate progress toward nutrition targets and help bolster investment in an array of other development sectors. This report compiles the disbursement trends over the last five years (2013–2017) and rates progress made toward 2020 commitments. This report is supported by separate, in-depth country profiles accessed via [www.action.org](http://www.action.org).

## Global Nutrition Goals

Nutrition drives the Sustainable Development Goals (SDGs); progress on malnutrition will help achieve at least 12 of the 17 SDGs and help create a healthy, prosperous, and stable world in which no one is left behind. Nutrition is also a smart investment; analysis in 2016 found that \$1 invested in nutrition could yield as much as \$35 in benefits.<sup>1</sup>

However, most countries are off track for meeting the globally adopted nutrition targets set for 2025. These include significant reductions in rates of stunting, wasting, anemia, low birthweight, and obesity — an ambitious vision also reflected in the SDGs. According to the Global Nutrition Report 2018, only 94 out of 194 countries were on track for at least one nutrition target and only five countries are on track to meet four out of the six targets, the maximum number any country has achieved. It is clear that donors must meet existing commitments and also significantly increase their nutrition investments in order to help the highest-burden countries meet globally agreed targets, alongside supporting national governments to improve domestic financing for nutrition.

<sup>1</sup> <https://openknowledge.worldbank.org/handle/10986/26069>

DONOR	NUTRITION COMMITMENT (USD millions)		AMBITION	PLEDGE DELIVERY		THE BOTTOM LINE
	SPECIFIC	SENSITIVE		SPECIFIC	SENSITIVE	
AUSTRALIA	<b>\$32</b> (2013–2017)	<b>\$27</b> (2013–2017)				Australia must make an ambitious long-term, multi-year financial pledge at the Tokyo 2020 Summit and show political leadership by prioritizing nutrition within the planned Health for Development Strategy due in 2020.
CANADA	<b>\$141</b> (NO TIMELINE)	<b>\$0</b>				Canada has been a long-time leader on nutrition and is a champion of gender equality. Last year, Canada promised to scale up its global health financing to CAD\$1.4 billion annually for the next decade. In 2020, Canada can make good on that pledge by making an ambitious N4G commitment that scales up financing, impact, and Canadian leadership on nutrition.
EUROPEAN UNION	<b>\$533</b> (2014–2020)	<b>\$4,032</b> (2014–2020)				The EU needs to scale up disbursement to meet its ambitious target of €3.5 billion (approx. US\$4.5 billion) by 2020 and, with new leadership in the European Commission, ensure strong language in the Multiannual Financial Framework 2021–2027 that includes both nutrition-sensitive and -specific investments.
FRANCE	NO FINANCIAL PLEDGE					France must send a strong political message for ending malnutrition by ensuring France is represented at the highest level of the state at the Tokyo 2020 Summit and announce ambitious financial commitments to fight against malnutrition.
IRELAND	<b>\$169*</b> (2013–2020) <small>*not including baseline; \$497 including baseline</small>					With nutrition remaining a priority for the Irish government in the new policy for international development, <i>A Better World</i> , Ireland needs to bolster its political leadership to ensure its ambitious N4G pledge in 2013 is met with an increased pledge and a time-bound nutrition investment plan at the Tokyo 2020 Summit.
ITALY	NO FINANCIAL PLEDGE					Italy did not make a financial commitment in the London Summit in 2013 but demonstrated nutrition leadership during their G7 presidency. Italy should make an ambitious financial pledge in Tokyo and commit to increasing transparency of its financing data on nutrition by reporting to agreed N4G 2020 processes.
JAPAN	NO FINANCIAL PLEDGE					As hosts of the 2020 Summit, Japan is demonstrating critical leadership in the nutrition space and will play a key role in ensuring that the summit will be a platform for ambitious financial and political commitments. Japan should make an ambitious, multi-year financial commitment at, or ahead of, the Tokyo 2020 Summit and continue to encourage bold action by other stakeholders, as well as push for accountability for pledges made and show its own commitment by reporting to agreed N4G 2020 processes.
UNITED KINGDOM	<b>\$1,304</b> (2013–2020) <small>\$427 of this figure is the matched fund</small>	<b>\$3,244</b> (2013–2020)				The UK has demonstrated itself to be a trusted, catalytic, and progressive donor on nutrition. It is on track to exceed its pledge. It must be similarly bold and ambitious in a new commitment from 2020 in order to maximize the impact of its current investment, achieve its goals on ending preventable deaths and creating more resilient and prosperous societies, and galvanize other donors to follow suit.
UNITED STATES	<b>\$1,096</b> (2012–2014)	<b>\$8,919</b> (2012–2014)				At N4G in 2013, the U.S. pledged no new money. While bipartisan support in the U.S. Congress has resulted in incrementally increased funding for nutrition, the past two Administrations have proposed slashing nutrition within global health in their annual budget plans. To reverse the trend of low priority for nutrition-specific funding, the new USAID Nutrition Leadership Council should prioritize increased funding and greater oversight and transparency, including reporting on the outcomes and impact of nutrition investments by country.
WORLD BANK GROUP	<b>\$600</b> (2013–2014)	N/A				The World Bank has achieved its policy commitments from 2013 but must increase transparency and consistency of financing data available on nutrition to demonstrate it is meeting ambitious financing targets. The World Bank must significantly increase investments going forward, especially in critical nutrition-specific interventions, making an ambitious commitment for the Tokyo 2020 Summit, and continue to lead global efforts to invest in nutrition.

PHILANTHROPIES	NUTRITION COMMITMENT (USD millions)		AMBITION	PLEDGE DELIVERY		THE BOTTOM LINE
	SPECIFIC	SENSITIVE		SPECIFIC	SENSITIVE	
<b>BILL &amp; MELINDA GATES FOUNDATION</b>	<b>\$492</b> (2013-2020)	<b>\$371</b> (2013-2020)	<b>AMBITIOUS</b>	<b>ON TRACK</b>	<b>ON TRACK</b>	A leading donor in the nutrition community, BMGF is a central and convening actor. It is on track with delivering on its 2013 commitment and should continue its ambitious level of investment and high-level engagement for the Tokyo 2020 Summit.
<b>CHILDREN'S INVESTMENT FUND FOUNDATION</b>	<b>\$793</b> (2013-2020)		<b>AMBITIOUS</b>	<b>OFF TRACK</b>	<b>OFF TRACK</b>	CIFF must significantly increase its nutrition investments to meet its 2013 commitment. Its focus on high-impact interventions has the potential to drive significant progress, but this will not happen if it does not reach its commitment. A new commitment in 2020 that is delivered and continues to target high-impact interventions is vital.

## Road to Tokyo

The Tokyo 2020 Summit provides a crucial opportunity for the world to ensure progress on nutrition through ambitious financial and policy pledges ultimately driving human development and reducing poverty. Together, the world can get back on track to meet global nutrition targets, end malnutrition by 2030, and leave no one behind.

- All commitments made in 2013 should be fully disbursed by the end of 2020. Unfulfilled promises will undermine trust in future commitments, putting at risk future partnership approaches between donor and national governments. Donors must not exacerbate the rate of progress on malnutrition that is already too slow to achieve globally agreed targets.
- Donors must see the Tokyo 2020 Summit as a critical moment for driving progress on malnutrition and global health more broadly. Pledges must be in line with the Commitment Guide to drive a cohesive and coordinated global movement on nutrition and should match the ambition needed to help meet the financing gap, which persists and holds back progress. Business as usual will not be enough.
- Accountability must be a key component of any commitment made in 2020. They should be publicly accessible, and commitment language must include the monitoring and reporting of progress as a requirement, not an optional extra. Post-2020, no donor pledges should be “off track” or “unknown.” SMART and ambitious pledges will not maximize impacts without strong data-driven accountability.

## Notes on Methodology

### DONORS

This scorecard includes a subset of N4G donors (country governments, philanthropic organisations, and multilaterals) relevant to ACTION markets as well as donors who have shown leadership in N4G. You can find a full list of donors and commitments made at the 2013 London Summit in the [N4G Executive Summary](#).<sup>2</sup>

We did not include additional funding, policy, and programmatic commitments from implementing and high-burden countries in this accountability scorecard given the tracking nature of commitments since 2014. However, the authors acknowledge the important and critical leadership role these countries play and will endeavour to explore this in future iterations.

### DATA SOURCE

#### Pledges:

All N4G commitments quoted in the country profiles were taken directly from the N4G Executive Summary. Calculations of increased commitments above baseline levels are also from the Executive Summary, to form a total committed amount (baseline plus pledge) to monitor disbursement. Note that the timeframe for pledges vary.

Nutrition-specific and nutrition-sensitive definitions are also taken from this summary.

<sup>2</sup> [https://assets.publishing.service.gov.uk/government/uploads/system/uploads/attachment\\_data/file/207274/nutrition-for-growth-commitments.pdf](https://assets.publishing.service.gov.uk/government/uploads/system/uploads/attachment_data/file/207274/nutrition-for-growth-commitments.pdf)

## Disbursements:

N4G commitments are public obligations for a donor to provide a specific amount of funds, usually in a dedicated timeframe. Disbursements are funds that have been received by recipient and are publicly recorded.

- Annual disbursements of the N4G commitments were tracked for five years (2013–2017). 2017 is the most recent disbursement data available.
- Updated figures for all disbursement years were taken from Global Nutrition Report 2019 data, which accounts for any discrepancies compared to previous iterations of this scorecard.
- GNR data is self-reported, collected via survey of donors — except for Italy and Japan, where reporting is drawn directly from the OECD Database as they do not report to GNR.





Visit [www.action.org](http://www.action.org) to download the dataset.

## COMMITMENT DELIVERY

We ranked the overall commitment delivery as “on track” and “off track,” based on disbursements to-date, after calculating the remaining annual average disbursement required to deliver the full commitment as follows:

1. Divide the commitment amount (increased contribution N4G pledge plus baseline) not yet disbursed by the number of years left in the pledge (e.g., a pledge until 2020 still has three more years of disbursement: 2018, 2019 & 2020).
2. If this amount is more than 50% of the average annual disbursement to date (2013–2017), then the commitment delivery was deemed “off track.”

3. If this amount was less than 50% of the average annual disbursement to date (2013–2017), then the commitment delivery was deemed “on track.”
4. Unless conversations with donor markets reveal an alternative conclusion, then a footnote is included to explain.

	Amount not yet disbursed is less than 50% of the average annual disbursement for 2013-2017
	Amount not yet disbursed is more than 50% of the average annual disbursement for 2013-2017 or no new money was pledged
	Pledge fully disbursed
	Information on disbursement not available or financial pledge was not made

## AMBITION RATING OF N4G PLEDGE

Ambition rating for pledge is taken from previous scorecards with ambition methodology described in the 2018 ACTION scorecard, [Following the Funding: Nutrition for Growth Progress Report](#).<sup>3</sup> Civil society organisations set the criteria for ambition and focused on financial multi-year commitments, including a nutrition specific commitment, and on it being an improvement over the baseline of nutrition funding already invested by that donor. Ambition ratings were given depending on how many of those criteria were met.

3 [http://www.action.org/uploads/documents/Follow\\_the\\_Funding\\_Nutrition\\_Report\\_v2.pdf](http://www.action.org/uploads/documents/Follow_the_Funding_Nutrition_Report_v2.pdf)

## Acknowledgements

The ACTION Global Health Advocacy Partnership would like to acknowledge the valuable contributions of Action Against Hunger, Concern International, and Save the Children Japan, without which details on France, Ireland, and Japan would not be featured in this report. In addition, ACTION partners in Australia, Canada, the EU, Italy, Japan, the UK, and U.S. made essential contributions.

Photo credits: Tom Maguire and Francesco Pistilli.

## ACTION Global Health Advocacy Partnership

ACTION is a partnership of 13 locally rooted organizations around the world that advocate together to build political will and increase investments for global health. Our partners: Æquitas (India), CITAMplus (Zambia), Global Health Advocates France, Global Health Advocates India, HDT (Tanzania), KANCO (Kenya), Princess of Africa Foundation (South Africa), RESULTS International Australia, RESULTS Canada, RESULTS Educational Fund (U.S.), RESULTS Japan, RESULTS UK, and WACI Health (Kenya and South Africa).

**ACTION** GLOBAL HEALTH  
ADVOCACY PARTNERSHIP

Published by: ACTION Secretariat  
c/o RESULTS Educational Fund  
1101 15th Street NW, Suite 1200, Washington, DC USA 20005  
+1 202 783 4800 [info@action.org](mailto:info@action.org)

[www.action.org](http://www.action.org)  [@ACTION\\_Tweets](https://twitter.com/ACTION_Tweets)  [facebook.com/ACTION.org](https://facebook.com/ACTION.org)